

DOOR

FRONT WHITEBOARD



Emergency  
shower and  
eyewash

BLANKET  
FIRE

Fire  
extinguisher

DOOR

WOODS



DEMO  
DESK

GAS

SINK

FUME  
HOOD

GAS

SINK

GAS

SINK

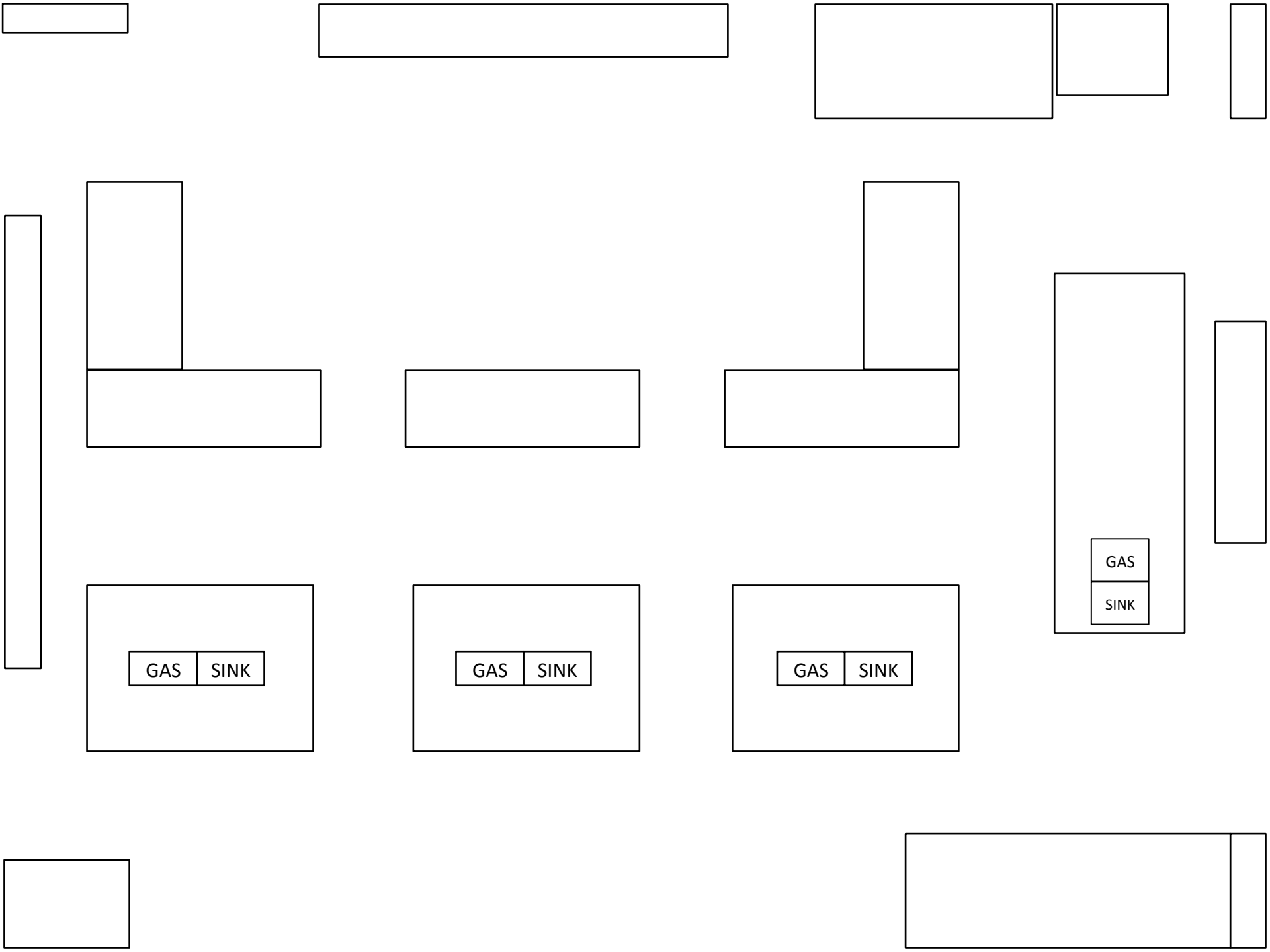
GAS

SINK

DOOR TO  
PREP  
ROOM

Ms. Eggleston's desk

DOOR



1. Take out your homework and write tonight's homework in your agenda.
2. Write the date and objective in your notebook.
3. Match the following safety equipment pictures to their descriptions.



# Eye wash



# Fire Blanket



# Fume Hood





# Safety Shower





# Fire Extinguisher